

DESIGNED FOR HUMAN PERFORMANCE



RH Support



The RH Support range is designed for people who need the flexibility of easily switching between sitting and standing. They come in five different specifications and some of the range include an ESD version. The RH Support range offers infinite flexibility in seat and backrest adjustments and its wide range of accessories make it a very adaptable chair for a diversity of individual needs. The RH Support is the ideal chair for work environments such as healthcare, dentistry, in laboratories and in counter and industrial applications.

OUR PHILOSOPHY OF ERGONOMICS

At RH Chairs we have our own philosophy of ergonomics based on the two important principles of upright posture and active sitting. These principles improve breathing and circulation and stimulate the muscles. The philosophy is evident in the RH Support movement, which ensures that your body receives the variation and support it requires as you move. Because the chair's basic settings do not change, this helps you to do more and perform better.

DESIGNED FOR HUMAN PERFORMANCE

We engineer every RH chair for peak precision and performance. Your performance. An intelligently designed RH chair will optimise your posture and breathing, so you can always feel alert and perform at your best. Try an RH for yourself and experience the effects of over 30 years of precision engineering and ergonomic know how.

FUNCTIONAL DESIGN – Anatomical, innovative and functional performance

Precision ergonomics. Feature-rich functionality. Striking design deconstructed and reconstructed for performance. We engineer each RH Chair to targeted physiological and situational specifications. Our functions lead all our forms.

DYNAMIC ERGONOMICS – Proven human performance at the heart of our identity

Our rigorous research and testing methodology validates how an RH chair enhances individual and organisational performance. Our RH Performance Studies have demonstrated an increase in the baseline performance of all organisations who have taken part. Now, that's Return on Investment.

QUALITY – Performance and Quality are our Core

To increase customer performance we must consistently deliver products of unquestionable quality. We achieve this through the application of the exacting standards. Our 100% in-house concept to customer production flow, enables us to control every aspect from design and product development to assembly and logistics, in order to ensure a high performance quality.


ENVIRONMENT – Finding innovative ways for environmental performance

Our goal is the perpetual high performance of your people as well as the planet that we share. The result is long lasting recyclable products along with a low environmental impact upon our global home.

The chair provides infinitely adjustable seat and back angles. This is an advantage if you want to change settings quickly. The controls are conveniently located on the right. The correct angle is important in ensuring optimum comfort.

Different base designs are available: black, grey or polished aluminium. A footring is also available as an option.

Various castors are available, including types suitable for hard or soft floors. The chair can also be equipped with glides rather than castors.



The back pad provides excellent support for the lower back and is adjustable in height.

Choose between different seat designs depending on needs and individual preference.

The height of the chair is determined by the gas stem chosen. To adapt the chair easily for different users and working environments, there are five different stems to choose from.



COMPLETE FLEXIBILITY

With its many models, options and accessories, the RH Support is an exceptionally flexible range of chairs. And naturally, we will be happy to help you choose the best selection of chairs to suit your workplace and tasks.

AN ENVIRONMENTALLY INTELLIGENT CHAIR

All chairs from RH are as kind to the environment as they are good for the body. Like all our chairs, the RH Support is recyclable. Many of its components are made from recycled materials, our manufacturing processes use low energy technology.

RH SUPPORT ESD

The RH Support ESD has been developed for environments subject to electrostatic discharge and is approved in accordance with IEC 61340.

GUARANTEE

We build chairs to withstand everyday use and to last for a long time. Before they leave our factory, they undergo rigorous quality control. This enables us to provide a 10-year guarantee, so that you can feel completely secure with your purchase.

GREENGUARD

RH Support has been tested and certified in accordance with the GREENGUARD certification programme. This certification programme guarantees that all approved products intended for use in offices and other indoor environments meet strict chemical emissions limits, helping create healthy spaces.



Chairs that
support your
work

The RH Support is available in several versions. It can be tailored to suit most environments. All versions (except Froli) are available in ESD-approved versions. If you select a version without a backrest, you can also choose as an option a simple mechanism that only adjusts the chair's height.



RH SUPPORT ALTERNATIV

Can be used as a sit-stand support stool or for chest support. The narrow chest support takes the weight of the body and gives great freedom of movement for the arms. As standard, the chair is equipped with a base in black aluminium and glides.



RH SUPPORT SADEL

Support chair with saddle-moulded seat. Available with a simple control for height adjustment only. Also available with "Limpan" or stool-type seat.



RH SUPPORT FROLI

Support stool with "Froli" seat of integral PU foam. As standard, the chair is equipped with a base in black aluminium and glides. Froli is only available without a backrest.



RH SUPPORT LIMPAN

Support stool with "Limpan" seat. Also available without backrest. As standard, the chair is equipped with a base in black aluminium and glides.



RH SUPPORT SADEL

Support chair with saddle-shaped seat. Also available without backrest. As standard, the chair is equipped with a base in black aluminium and glides.




RH SUPPORT TABURETT

Support chair with a round seat pad. Also available without backrest. As standard, the chair is equipped with a base in black aluminium and glides.

Options

RH SUPPORT

RH Support offers an extremely wide range of accessories. Naturally, you can also buy the basic chair and add accessories as you need them.



- 1 Footring 6F
- 2 Base 5N, chrome-plated steel
- 3 Base 5F, grey lacquered aluminium
- 4 Base 5F, polished aluminium
- 5 Base 5F, black lacquered aluminium

- 6 Castors 7D, for soft floors – for base 5N
- 7 Castors 7HN, for hard floors – for base 5N
- 8 Castors 7G, lock automatically under load
- 9 Castors for soft floors
- 10 Castors for hard floors

Gas stem available for different heights

Standard (E), approx. 565-810 mm*

D, approx. 485-665 mm*

A, approx. 415-545 mm*

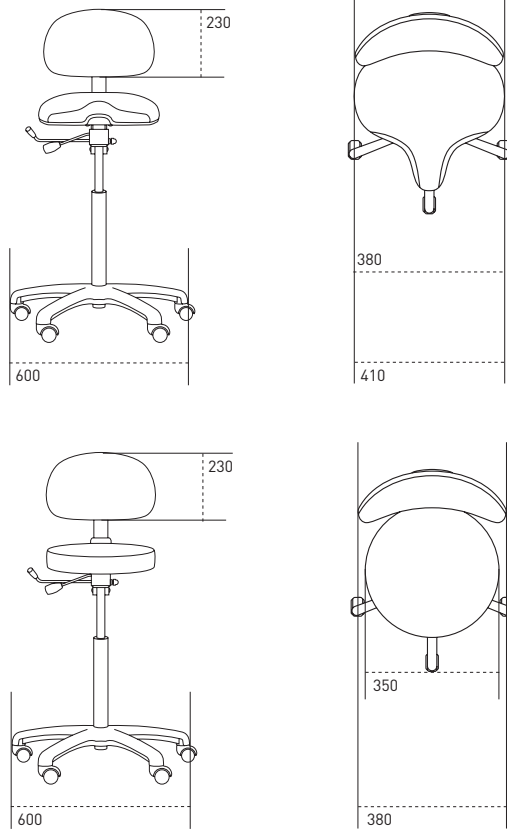
B, approx. 350-485 mm*

4FL, approx. 320-405mm*

*=Dimensions are for the RH Support 4501 model. See our price list for dimensions of other models.

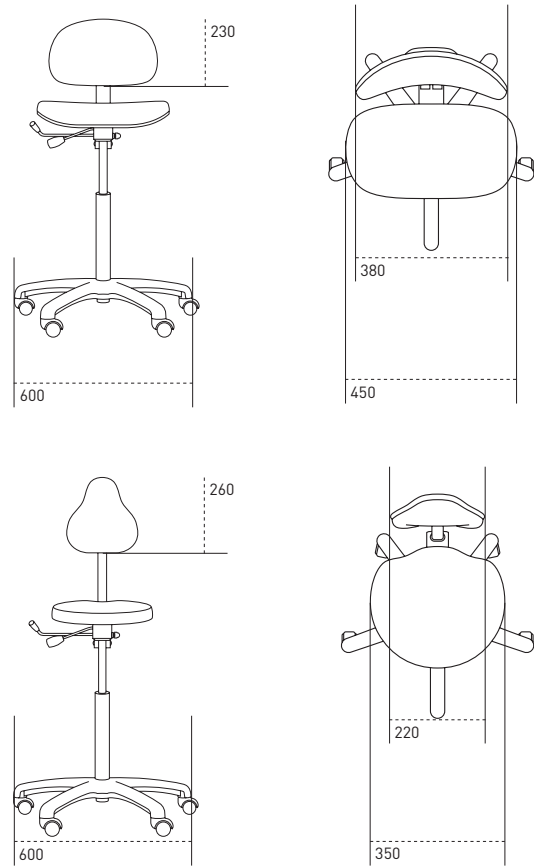
RH Support Sadel, Taburett

Measurements in mm



RH Support Limpan, Alternativ

Measurements in mm



CHAIR MODEL	SUPPORT SADEL	SUPPORT TABURETT	SUPPORT LIMPAN	SUPPORT ALTERNATIV
Seat depth	380 mm	380 mm	240 mm	350 mm
Seat width	410 mm	Ø350 mm	450 mm	350 mm
Overall height standard	565-810 mm	580-825 mm	565-810 mm	580-825 mm
Backrest height	230 mm	230 mm	230 mm	260 mm
Backrest width	380 mm	380 mm	380 mm	220 mm
Diameter of base	600 mm	600 mm	600 mm	600 mm

The design and specifications of RH Chairs' products are developed on an ongoing basis and the above formulations should not be perceived as completely final. All measurements according to BS/EN 1335 - 1.



Scandinavian Business Seating owns the brands HÅG, RH and RBM and is a Scandinavian market leader in the design and manufacturing of seating for private and public office environments. Together all employees work to realise the company's vision – To make the world a better place to sit.

Scandinavian Business Seating has its head office in Oslo and production units in Rørø, Norway and Nässjö, Sweden. Additionally the company has sales companies in Denmark, Sweden, Germany, the Netherlands, UK, France, Singapore, Switzerland and China.

Scandinavian Business Seating Ltd
Upper Tulse Hill Trading Estate
5 Somers Place, London, SW2 2AL
Tel: 020-8683 9930, Fax: 020-8683 9940
info@sbseating.co.uk
www.rhchairs.co.uk

Showroom
63 Central Street, Clerkenwell,
London, EC1V 3AF

Head office
Scandinavian Business Seating AS
Fridtjof Nansens vei 12
P.O.Box 5055 Majorstuen
NO-0301 Oslo, Norway
www.sbseating.com

